

Homework for the week of May 4th



	LA	Math
Monday - May the 4th! (* heads up that May 10th is Mothers Day- check out the art page for optional activities you can do for your Mom)	"May the 4th" <ul style="list-style-type: none"> word search cursive page of star wars quotes to be written out. Optional- Watch Star Wars video from Mr. Rip and make a stormtrooper mask.	Watch: Review video on division concepts covered so far. Do the review check-in Correct your check-in using the answer key. Again, if you are getting a lot of questions wrong, contact your teacher.
Tuesday	LA Task 1 Watch LA task 1 video and complete task 1 (short task today as math is a bit longer)	Watch: Lesson 54 "Dividing by skip counting" Jump pages: 13-14
Wednesday	LA Task 2 Watch LA task 2 video and complete task 2	Watch: Lesson 55 "The two meanings of division"
Thursday	LA Task 3 Watch LA task 3 video and complete task 3	Jump Pages: 15-16
Friday	If needed, take some time to catch up on task 2 or 3 to have your planner fully complete by the end of the day. Use any teacher feedback on planner to make revisions (Edit planner).	Watch Lesson 56 "Division and Multiplication"

You do NOT have to print off any of the work for this week. If blank spaces need to be filled in on a sheet, please organize your work neatly in a notebook or on a piece of lined paper. Just place a title at the top, date your page, and carefully number your questions.

Instructions (May 4th):

Literacy

LA- This week's slides are broken down into three videos. The slides are available to view on youtube (link on weebly) so that devices that aren't compatible with powerpoint can play the video to show the slides with sound.

Students can copy work into their work books or print out the sheets and they are also continuing to work on their story planner page from last week.

Word search and cursive: Please do the cursive writing on either the lined page from the package or you can copy into your notebook. Students can print out the word search and complete. If you cannot print it out, that is ok.

Raz Kids- Raz Kids for this week is **optional**, but is still recommended for students to increase their reading fluency. Log into Raz Kids and read a book of your choice for 15 minutes. FYI - We can see who has been reading!! Teachers can see how many minutes you are reading and check out your comprehension scores!

Spelling: Spelling lists continue to be **optional**, as we intend to integrate spelling practice in our ELA assignments. Find each week's spelling list under the "Extension Activities". We will do the same practice where students choose one square from the tic tac toe board and write out your chosen 5 spelling words using the instructions in the square (e.g. Silly writing - write the words out in silly writing). Do 5 spelling words each time you do spelling, so by the end of the week you will have completed all 15.

Write these in a notebook or on a piece of lined paper. (Do this only 3 times over this week - Monday, Wednesday and Friday).

Optional: Parents, feel free to give your child a spelling test at the end of the week to monitor their knowledge.


Math

Math review- Please watch the review video on youtube and complete the review page. Then correct your work and see how you are doing.

Jump Math

- There will be a YouTube video lesson posted to fully explain the concepts.
- In addition to that lesson, there may be a quick video from Ms. Farrish in which she tries to address common misunderstandings and adds further clarification. This can be used if you need more help understanding the math, or as a quick review for students who are already familiar with the concepts.
 - Students can complete the assigned pages in their Jump Math book once they have reviewed the concepts.
 - You will notice that we skip over some pages in the Jump Math book. Students can complete the skipped pages as **optional** extensions. We are trying to focus time on teaching essential concepts going forward in preparation for grade 4.

IXL- optional this week: Log onto IXL and do the assigned section.



What has been divided into sets?

How many sets? _____

How many in each set? _____



What has been divided into sets?

How many sets? _____

How many in each set? _____

2. Draw dots for the things being shared equally. Draw circles for the sets.

a) 16 people
2 cars

b) 10 cookies
5 plates

How many in each car? _____

How many on each plate? _____

3. Divide the array equally into sets.

a) 2 dots in each set



How many sets? _____

b) 3 sets



How many dots in each set? _____

4. Draw a picture using dots and circles to solve the problem.


a) 12 girls sit at 3 tables.

b) 15 books. 5 books on each shelf.

How many at each table? _____

How many shelves? _____

5. a) Write a division sentence for the picture.



_____ ÷ _____ = _____

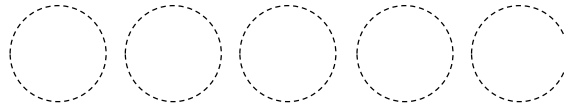
b) The answer to the division sentence shows the number of sets.
Draw a picture for the division sentence.

$12 \div 3 = 4$



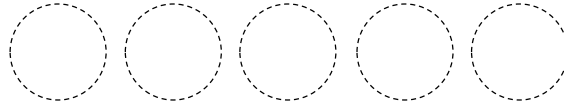
6. a) Draw a picture and write an addition sentence for the division sentence.

$$8 \div 2 = 4$$



b) Draw a picture and write a division sentence for the addition sentence.

$$5 + 5 + 5 = 15$$



7. Solve the problems. Use a sentence to answer the problem.

a) Ellen has 20 stickers. She puts 4 on each page of her book.
How many pages does she use?

b) 3 friends share 9 cookies. How many cookies does each person have?

_____ pages

_____ cookies


1. Do. Or do not. There
is no try.



2. No. I am your father.

3. May the force be with
you.

4. Oh, my dear friend. How
I've missed you.



5. The force will be with
you. Always.

6. Help me, Obi-Wan Kenobi.

You're my only hope.



Name: _____ Date: _____ Class: _____


Handwriting practice lines consisting of 12 sets of three horizontal lines (top solid, middle dashed, bottom solid).



A GLANCE INTO YODA'S PAST

More than 900 years old, Yoda has met many people and traveled to countless worlds in the Republic. Search the grid below to see if you can find just some of the people he's met and places he's seen over the years.

X	E	Z	R	V	N	R	I	D	Q	R	C	L	H	L	G	T	E	H	J
N	N	G	Y	Z	D	D	C	G	A	J	U	S	T	R	E	U	P	L	C
K	I	Y	N	O	P	G	T	O	A	K	T	E	Q	Y	X	H	I	H	S
H	T	K	A	Z	I	W	M	F	U	P	P	A	C	T	C	E	E	G	C
A	A	V	B	C	D	S	B	D	Q	Y	O	D	A	S	H	H	V	H	Z
K	P	B	O	O	R	R	C	L	H	L	U	U	Z	K	E	T	H	C	M
V	L	F	O	U	N	N	O	S	X	M	B	S	L	Y	W	A	V	N	I
J	A	T	E	N	J	N	P	V	E	F	W	X	U	W	B	B	T	S	N
T	P	U	U	T	O	N	L	Z	J	I	K	L	F	A	A	B	R	B	P
A	R	E	X	D	E	G	C	V	Z	B	I	L	M	L	C	A	L	S	W
N	O	X	L	O	Z	J	O	D	L	O	Y	H	Z	K	C	J	P	D	R
A	R	N	E	O	L	J	X	K	N	N	T	A	E	E	A	J	A	C	K
K	E	Y	A	K	J	R	R	V	E	E	C	N	M	R	R	B	D	Q	U
I	P	I	U	U	Q	S	X	Z	N	K	M	S	J	C	P	T	A	T	C
N	M	O	W	E	Q	U	G	R	K	N	Z	O	E	R	E	H	W	L	L
C	E	L	H	L	Q	Z	S	Y	B	A	T	L	D	W	D	R	A	N	A
D	A	G	O	B	A	H	V	O	T	W	G	O	I	C	E	T	N	I	W
Z	U	N	Q	L	B	B	U	D	N	I	W	E	C	A	M	M	Z	T	M
E	N	I	O	O	T	A	T	I	G	B	F	M	H	U	W	P	A	Z	Z
M	C	M	O	Q	V	H	B	U	C	O	J	J	Q	G	N	X	N	K	Z



Yoda
Anakin
Chewbacca
Han Solo
Mace Windu


Padawan
Skywalker
Emperor Palpatine
Count Dooku
Jedi


Jabba the Hut
Dagobah
Obi-Wan Kenobi
Tatooine
Naboo



LEGO, the LEGO logo, the Brick and Knob configurations and the Minifigure are trademarks of the LEGO Group. © 2013 The LEGO Group.
Produced by DK Publishing under license from the LEGO Group.

© 2013 Lucasfilm Ltd.





STORMTROOPER™



Have fun with your Empire Strikes Back Mask. Colour it in, paste onto cardboard, and cut it out. Don't forget to cut the eye holes -- and may the force be with you.

TM © Lucasfilm Ltd (LFL) 1980. Tip Top authorised user.

TASK 2

PLANNING MY SETTING

CITY/TOWN/REGION: _____

YEAR/TIME PERIOD: _____ **SEASON:** _____

REGULAR WORLD: OR

SPECIAL WORLD:

SENSORY INPUT: IMAGINE YOUR SETTING AS VIVIDLY(CLEARLY) AS POSSIBLE. USE DESCRIPTIVE WORDS FOR EACH OF THE FIVE SENSES. THE LAST BOX IS FOR WHAT STANDS OUT IN THE SETTING OR HOW IT MAKES YOU FEEL (HAPPY, SCARED, EXCITED, ANXIOUS).

<i>SIGHT</i>	<i>SOUND</i>
<i>SMELL</i>	<i>TOUCH</i>
<i>TASTE</i>	<i>IMPRESSION</i>

Task 3-Character Profile (fill in only information that applies, but at least 10 blanks should be completed)

Character's Full Name: _____

Character's Nickname: _____

Background:

Where born: _____

Places he/she has lived: _____

Where he/she now lives: _____

First memory: _____

Important memory/experience: _____

Family and Friends: _____

(parents/brothers/sisters/grandparents/pets/best friends . . .)

Most important person in his/her life: _____

Appearance:

Age: _____

Eye color: _____

Hair color: _____

Describe Eyeglasses: _____

Body structure: _____

(e.g. stocky, slim, wiry, muscular ...)

Skin type/tone: _____

Other facial features: _____

Looks like: _____

Favorite outfit or clothing: _____

Mannerisms (how she/he speaks, moves:

Personality: What kind of person is he/she?

(SEE APPENDIX 2 FOR CHARACTER TRAITS)

List three traits that best describe him/her: -

Greatest strengths: _____

Weaknesses: _____

What makes your character scared, angry or upset? _____

Secrets: _____

Someone he/she admires: _____

How would your character describe
himself/herself? _____

Behavior:

How he/she treats others:

How Others Describe her/him:

Interests and Talents:

Sports: _____

Hobbies: _____

Strongest school subject: _____

Other Likes: _____

Dislikes: _____

Strongest wants, needs, or goals:

What is the one thing your character most wants in this story? _____

Does your character learn something that he/she didn't know at the beginning of the story? _____

Does your character change? If so, how?
