

## Grade 3 Homework

As per the agenda contract signed in September:

- *“All students are expected to complete and hand in assigned work on time”*
- *“Parents should be actively involved in their child’s homework”*
- *“Parents should be available to assist their children if difficulties arise”*

Parents are asked to check over their child’s work for accuracy and to assist with editing. Parents are also asked to please initial the pages of their child’s homework upon completion before it is handed in.

Spelling will continue to be done on a nightly basis while the other homework will be done on a bi-weekly basis and due on every second Friday (or Thursday if there is no school.) In accordance to the CBE homework policy of 10 minutes per night, the spelling and part of another assignment are to be completed over the span of the two weeks.

Homework checklist ✓

Subject	Due	Completed
Spelling	EVERYDAY	
Math	Nov. 29 <sup>th</sup>	
LA Writing	Nov. 29 <sup>th</sup>	
Reading Comp.	Nov. 29 <sup>th</sup>	

## Math

Please complete the attached math sheet.

## Reading comp.

Please read and complete the comprehension questions.

## L.A Writing

We have been working on paragraph writing since the beginning of the year. We use the “hamburger model” for the basics of a paragraph. As we get further into the year writing expectations increase so the writing template needs to be expanded, but we have included it so students can use it to brainstorm their ideas.

### Paragraph Components

1. Students need to have a clear introduction or opening sentence for their paragraph.
2. Then they need ideas and details. Three details is the expectation for the beginning of the year, and now it is at least five details.
3. Then they need a concluding or closing sentence.

We have been working on editing our work and adding in interesting adjectives or “juicy words”.

Below is an editing checklist:

1. **Fix** spelling and punctuation
2. **Change** a word that doesn't sound right
3. **Erase** a word ( or words) that doesn't belong
4. **Add** a word ( or words) to make your writing better ( juicy words)

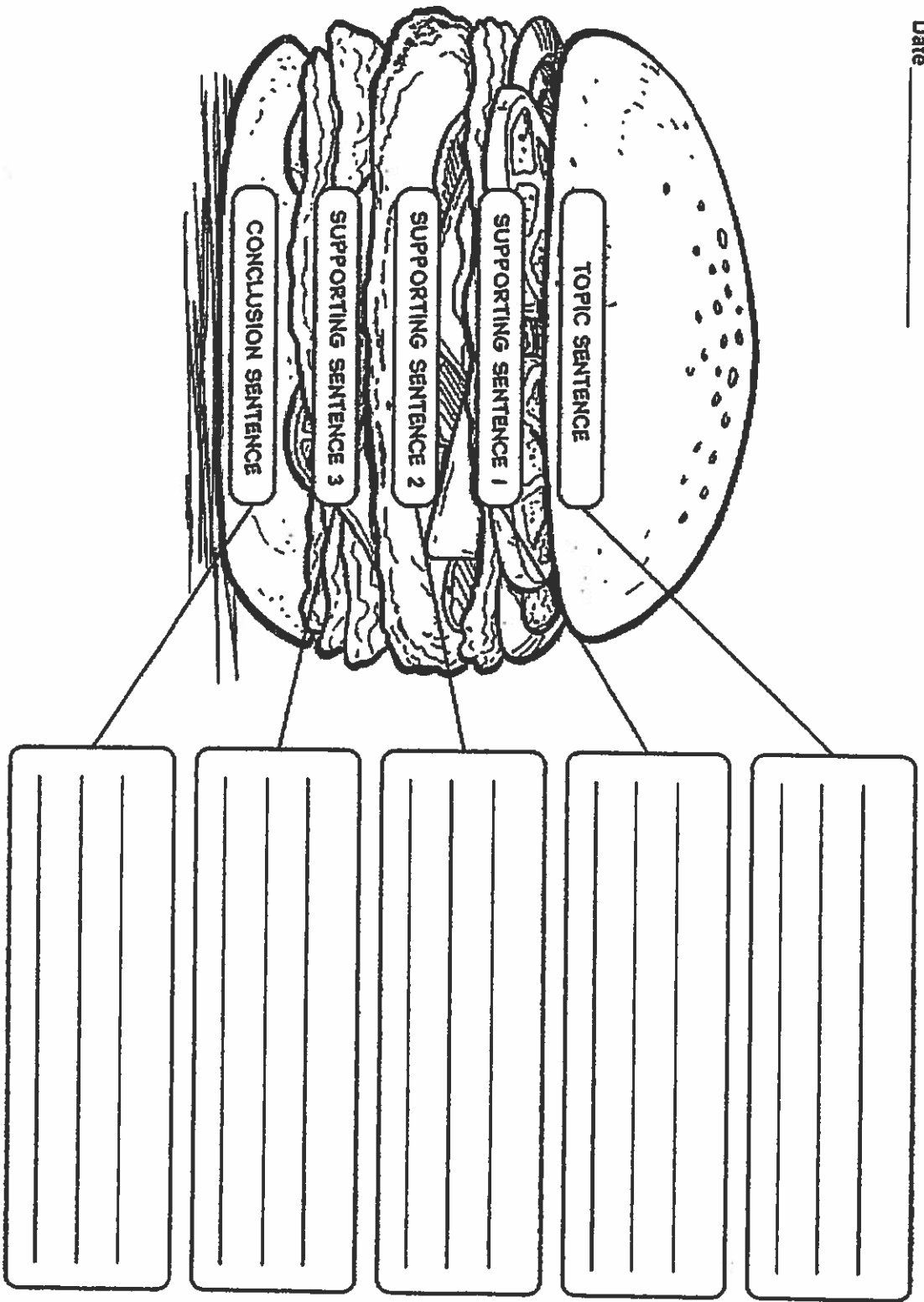
**Students need to write the paragraph in their homework notebook, not in their spelling book.**

**Topic: “What would you do if you found a dinosaur?  
(Would you keep it for a pet or give to a zoo?)**

# Paragraph Planner

Name \_\_\_\_\_  
Date \_\_\_\_\_

The Hamburger Paragraph



# JUST FOR FUN



**RIDDLE:** What do you say  
to a two-headed monster?



Add.

A.  $\begin{array}{r} 67 \\ +18 \\ \hline \end{array}$

D.  $\begin{array}{r} 23 \\ +49 \\ \hline \end{array}$

O.  $\begin{array}{r} 68 \\ +23 \\ \hline \end{array}$

N.  $\begin{array}{r} 23 \\ +48 \\ \hline \end{array}$

L.  $\begin{array}{r} 37 \\ +49 \\ \hline \end{array}$

W.  $\begin{array}{r} 25 \\ +69 \\ \hline \end{array}$

M.  $\begin{array}{r} 37 \\ +25 \\ \hline \end{array}$

H.  $\begin{array}{r} 46 \\ +52 \\ \hline \end{array}$

T.  $\begin{array}{r} 28 \\ +37 \\ \hline \end{array}$

R.  $\begin{array}{r} 47 \\ +19 \\ \hline \end{array}$

G.  $\begin{array}{r} 88 \\ +9 \\ \hline \end{array}$

L.  $\begin{array}{r} 21 \\ +49 \\ \hline \end{array}$

I.  $\begin{array}{r} 42 \\ +38 \\ \hline \end{array}$

V.  $\begin{array}{r} 48 \\ +28 \\ \hline \end{array}$

C.  $\begin{array}{r} 29 \\ +38 \\ \hline \end{array}$

E.  $\begin{array}{r} 64 \\ +9 \\ \hline \end{array}$

S.  $\begin{array}{r} 83 \\ +14 \\ \hline \end{array}$

L.  $\begin{array}{r} 67 \\ +26 \\ \hline \end{array}$

E.  $\begin{array}{r} 19 \\ +49 \\ \hline \end{array}$

P.  $\begin{array}{r} 18 \\ +25 \\ \hline \end{array}$

O.  $\begin{array}{r} 16 \\ +17 \\ \hline \end{array}$

Y.  $\begin{array}{r} 81 \\ +7 \\ \hline \end{array}$

M.  $\begin{array}{r} 28 \\ +39 \\ \hline \end{array}$

H.  $\begin{array}{r} 13 \\ +40 \\ \hline \end{array}$

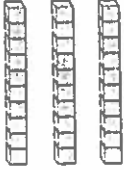

To answer the riddle, write  
the letters of the questions  
with these answers.

98 73 86 93 91

53 68 70 86 33  
67


# Adding with Trading

How many cubes are there in all?

Tens	Ones
	

37

+

Tens	Ones
	

5



$$\begin{array}{r} 37 \\ + 5 \\ \hline 12 \\ \text{ones} \end{array}$$

$$\begin{array}{r} \overset{1}{\curvearrowright} \\ 37 \\ + 5 \\ \hline 2 \end{array}$$

$$\begin{array}{r} 1 \\ 37 \\ + 5 \\ \hline 42 \end{array}$$



There are 42 cubes in all.

Add. Use materials if you wish.

- |  |  |  |  |  |  |
|--|--|--|--|--|--|
| 1. $\begin{array}{r} 12 \\ + 9 \\ \hline \end{array}$  | 2. $\begin{array}{r} 47 \\ + 6 \\ \hline \end{array}$  | 3. $\begin{array}{r} 84 \\ + 7 \\ \hline \end{array}$  | 4. $\begin{array}{r} 28 \\ + 3 \\ \hline \end{array}$  | 5. $\begin{array}{r} 55 \\ + 9 \\ \hline \end{array}$  | 6. $\begin{array}{r} 39 \\ + 2 \\ \hline \end{array}$  |
| 7. $\begin{array}{r} 76 \\ + 6 \\ \hline \end{array}$  | 8. $\begin{array}{r} 63 \\ + 8 \\ \hline \end{array}$  | 9. $\begin{array}{r} 31 \\ + 9 \\ \hline \end{array}$  | 10. $\begin{array}{r} 87 \\ + 5 \\ \hline \end{array}$ | 11. $\begin{array}{r} 42 \\ + 3 \\ \hline \end{array}$ | 12. $\begin{array}{r} 58 \\ + 4 \\ \hline \end{array}$ |
| 13. $\begin{array}{r} 33 \\ + 8 \\ \hline \end{array}$ | 14. $\begin{array}{r} 22 \\ + 6 \\ \hline \end{array}$ | 15. $\begin{array}{r} 19 \\ + 5 \\ \hline \end{array}$ | 16. $\begin{array}{r} 56 \\ + 8 \\ \hline \end{array}$ | 17. $\begin{array}{r} 81 \\ + 9 \\ \hline \end{array}$ | 18. $\begin{array}{r} 64 \\ + 7 \\ \hline \end{array}$ |

## Squirrel Grove

It was early one October morning. Dad finished flipping the pancakes. Anne and Joel finished eating the pancakes. They finished drinking their orange juice. Mother finished washing the pancake griddle.

“Let’s drive to the mountains!” everybody said. “Let’s visit Squirrel Grove!”

Their heavy, old truck followed the curves of the mountain road. Finally, they got close to the peak. That’s where they could park the truck and walk through the squirrels’ grove. Squirrels with full, swishing tails ran this way and that way. Gray, furry squirrels found acorns under the oak trees. Squirrels with busy, little paws played on the ground.

“There’s a lot of hustle, bustle in Squirrel Grove,” Anne said to Joel. “The squirrels are getting acorns before the winter comes!”



1. What do you think is another name for a cooking pan? \_\_\_\_\_

2. Who had the idea to go to the mountains? \_\_\_\_\_

3. What are three actions that the squirrels did? \_\_\_\_\_  
 \_\_\_\_\_

4. What do you think the word *grove* means? \_\_\_\_\_  
 \_\_\_\_\_

5. Where did the family park their truck? \_\_\_\_\_

6. What did you learn about squirrels in this story? \_\_\_\_\_  
 \_\_\_\_\_

7. What do you think *hustle, bustle* means? \_\_\_\_\_  
 \_\_\_\_\_  
 \_\_\_\_\_