

Rockin'

Round

Letters


a d g q c

Name: \_\_\_\_\_

# Rockin' Round Letters: a d g q c

**Note:** Rockin' Round letters are based on the pattern used to form the letter a.


Trace the steps to making the Rockin' Round letter a on the following line.  
Make a curved line up, then rock back round -- touch the top and swoop on down.




Trace the Rockin' Round letter a's. Finish the line with Rockin' Round letter a's.



Trace the steps to making Rockin' Round letter a twins on the following line.



Trace the Rockin' Round letter a twins. Finish the line with twins.



Trace the long line of Rockin' Round letter a's.



How many Rockin' Round letter a's can you write on your own?

\_\_\_\_\_

\_\_\_\_\_


\_\_\_\_\_

Name: \_\_\_\_\_


# Rockin' Round Letters: a d g q c

**Note:** Rockin' Round letters are based on the pattern used to form the letter a.


Trace the steps to making the Rockin' Round letter d on the following line.  
Notice that steps 1 and 2 are the same as they were for the letter a.



Trace the Rockin' Round letter d's. Finish the line with Rockin' Round letter d's.



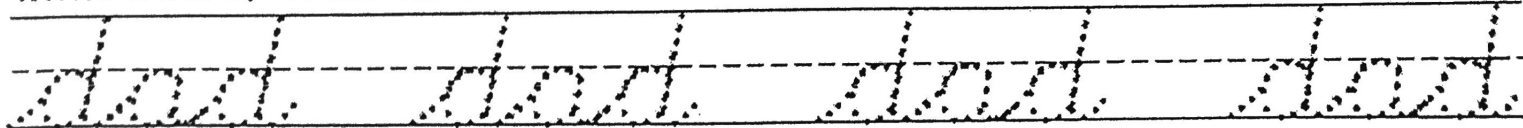
Make a word! Trace the Rockin' Round letters a and d to make a word.



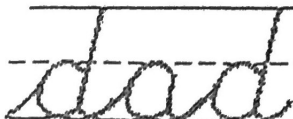
Trace the Rockin' Round letter word. Finish the line by repeating the word.



Make a word! Trace the Rockin' Round letters a and d to make a word.



Trace the Rockin' Round letter word. Finish the line by repeating the word.

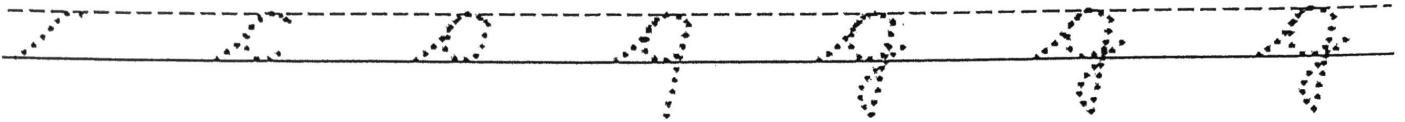


Name: \_\_\_\_\_


# Rockin' Round Letters: a d g q c

**Note:** Rockin' Round letters are based on the pattern used to form the letter a.

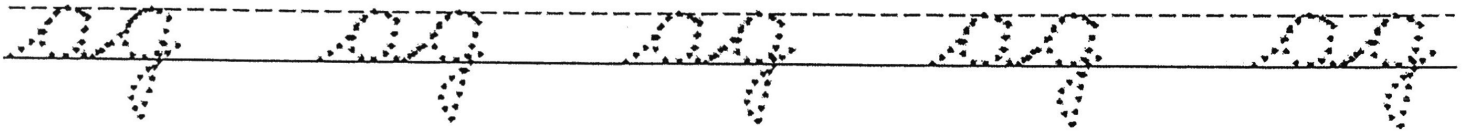
Trace the steps to making the Rockin' Round letter g on the following line. Notice that steps 1, 2 and 3 are the same as they were for the letter a.




Trace the Rockin' Round letter g's. Finish the line with Rockin' Round letter g's.



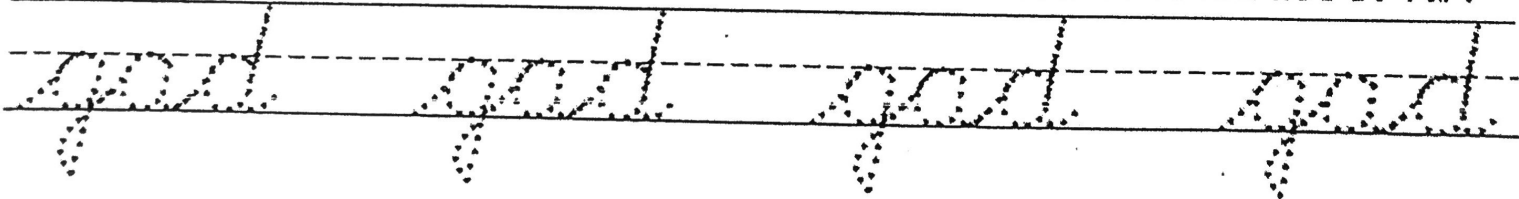
Connect the letters! Connect the Rockin' Round letters a and g.




Trace the Rockin' Round letters. Finish the line by repeating the letters.



Connect all three! Connect the three Rockin' Round letters we've learned so far.



Trace the Rockin' Round letters. Finish the line by repeating the letters.

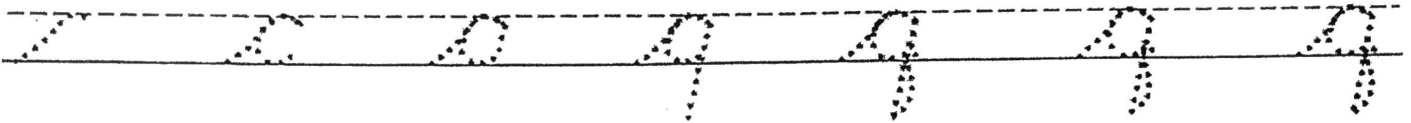


Name: \_\_\_\_\_


# Rockin' Round Letters: a d g q c

**Note:** Rockin' Round letters are based on the pattern used to form the letter a.

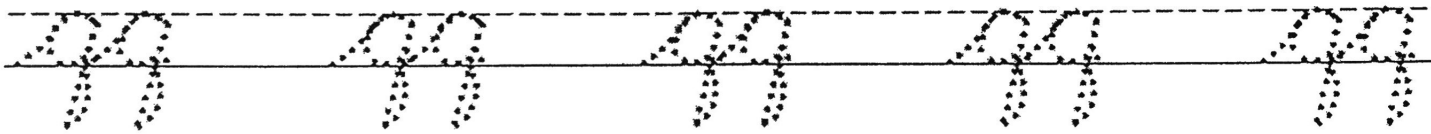
Trace the steps to making the Rockin' Round letter q on the following line.  
Notice that steps 1, 2 and 3 are the same as they were for the letter a.



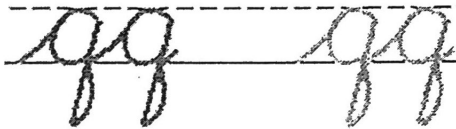
Trace the Rockin' Round letter q's. Finish the line with Rockin' Round letter q's.




Trace the Rockin' Round letter q twins on the following line.



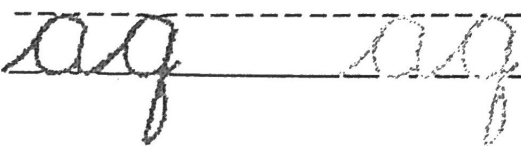
Trace the Rockin' Round letter q twins. Finish the line with twins.



Connect the letters! Connect the Rockin' Round letters a and q.



Trace the Rockin' Round letters. Finish the line by repeating the letters.




Name: \_\_\_\_\_

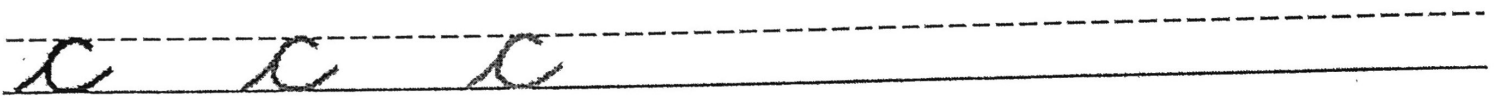
# Rockin' Round Letters: a d g q c

Note: Rockin' Round letters are based on the pattern used to form the letter a.


Trace the steps to making the Rockin' Round letter c on the following line.  
Notice that steps 1 and 2 are the same as they were for the letter a.




Trace the Rockin' Round letter c's. Finish the line with Rockin' Round letter c's.




Trace the steps to making Rockin' Round letter c twins on the following line.



Trace the Rockin' Round letter c twins. Finish the line with twins.



Make a word! Trace the Rockin' Round letters to make a word.



Trace the Rockin' Round letter word. Finish the line by repeating the word.

