

Climb n'

Slide

Letters


i u w t

Name: _____


Climb 'n' Slide Letters: i u w t

Note: Climb 'n' Slide letters are based on the pattern used to form the letter i.


Trace the steps to making the Climb 'n' Slide letter i on the following line.
Climb on up, then slide back down.



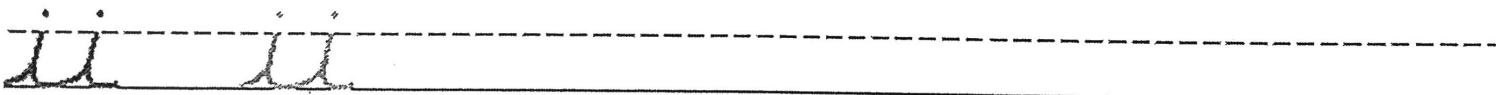
Trace the Climb 'n' Slide letter i's. Finish the line with Climb 'n' Slide letter i's.



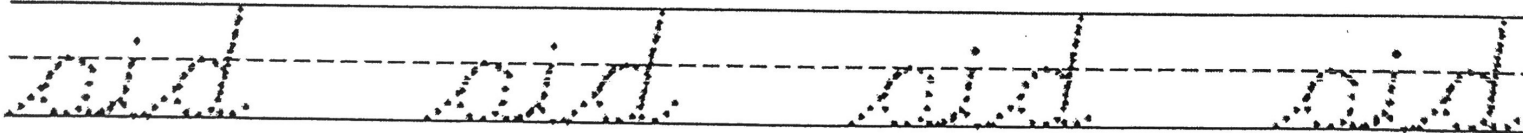
Trace the steps to making Climb 'n' Slide letter i twins on the following line.




Trace the Climb 'n' Slide letter i twins. Finish the line with twins.



Make a word! Trace the letters to make a word.



Trace the word. Finish the line by repeating the word.




Name: _____

Climb 'n' Slide Letters: i u w t

Note: Climb 'n' Slide letters are based on the pattern used to form the letter u.

Trace the steps to making the Climb 'n' Slide letter u on the following line.
Notice that steps 1 and 2 are the same as they were for the letter i.




Trace the Climb 'n' Slide letter u's. Finish the line with Climb 'n' Slide letter u's.



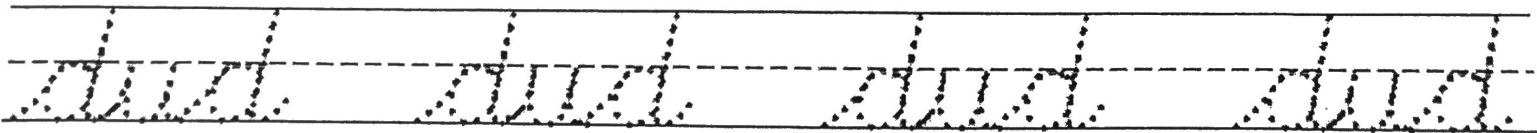
Trace the steps to making Climb 'n' Slide letter u twins on the following line.




Trace the Climb 'n' Slide letter u twins. Finish the line with twins.



Make a word! Trace the letters to make a word.



Trace the word. Finish the line by repeating the word.




Name: _____

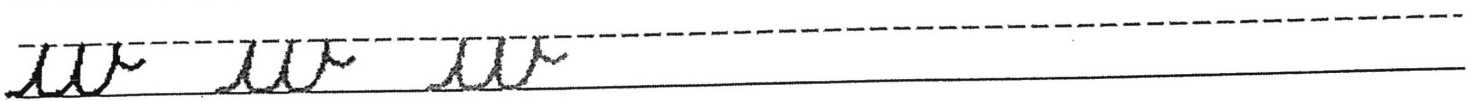
Climb 'n' Slide Letters: i u w t

Note: Climb 'n' Slide letters are based on the pattern used to form the letter w.


Trace the steps to making the Climb 'n' Slide letter w on the following line.
Notice that steps 1 and 2 are the same as they were for the letter i.



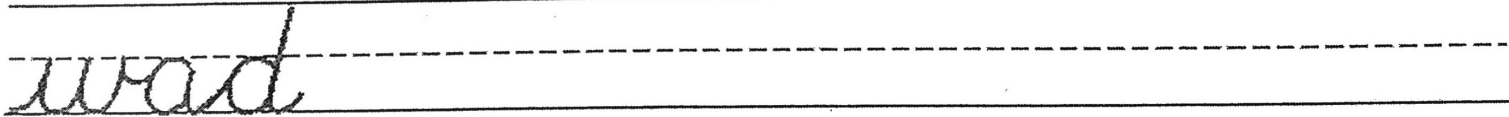
Trace the Climb 'n' Slide letter w's. Finish the line with Climb 'n' Slide letter w's.



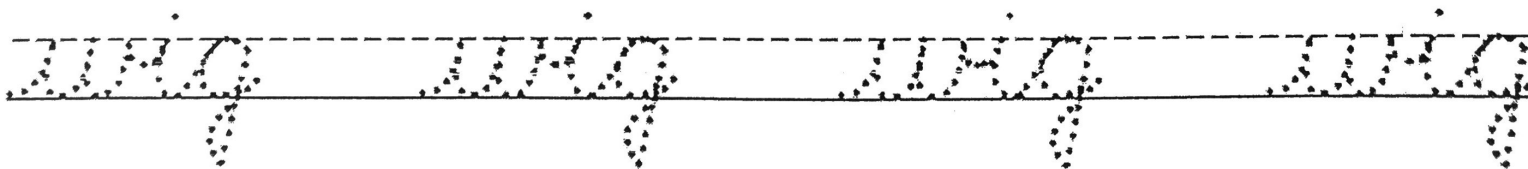
Make a word! Trace the letters to make a word.




Trace the word. Finish the line by repeating the word.



Make a word! Trace the letters to make a word.



Trace the word. Finish the line by repeating the word.

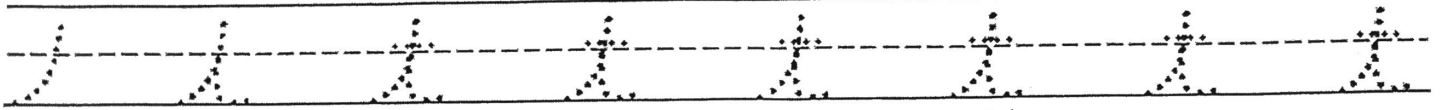


Name: _____


Climb 'n' Slide Letters: i u w t

Note: Climb 'n' Slide letters are based on the pattern used to form the letter t.

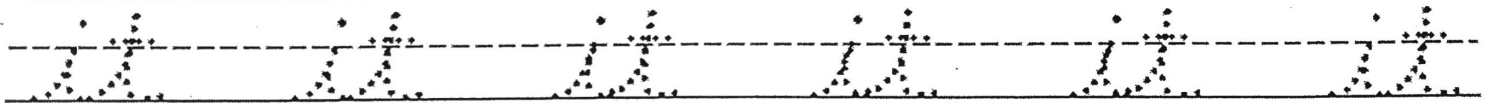
Trace the steps to making the Climb 'n' Slide letter t on the following line.
Notice that steps 1 and 2 are the same as they were for the letter i.



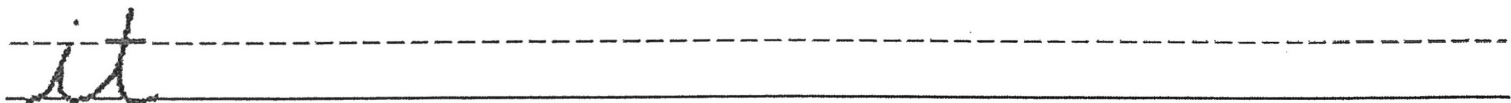
Trace the Climb 'n' Slide letter t's. Finish the line with Climb 'n' Slide letter t's.



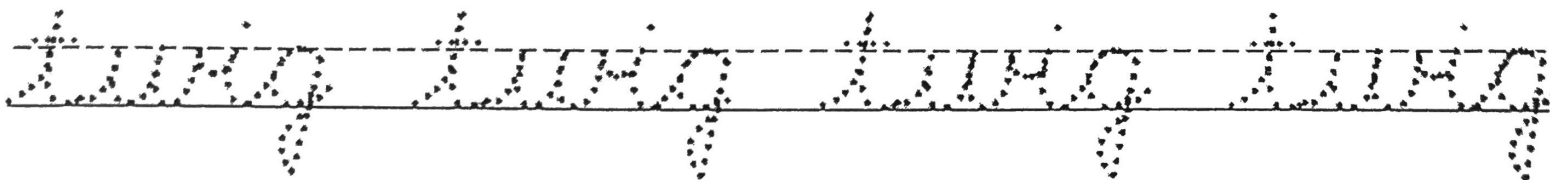
Make a word! Trace the Climb 'n' Slide letters to make a word.



Trace the word. Finish the line by repeating the word.



Make a word! Trace the letters to make a word.



Trace the word. Finish the line by repeating the word.

